



**Office of Children
and Family Services**

2019 Safe Harbour Program Data

May 18, 2021

2019 Program Data

Each year, counties that have participated in the Safe Harbour: NY program for two years or more under the leadership of the Local Department of Social Services (LDSS) report data on their program to OCFS.

The LDSS collects data from Safe Harbour: NY-supported providers and agencies. OCFS removed duplicate data at the county level to the extent possible, however data at the state level may be duplicate as this population is highly transient.

2019 Program Data

In 2019:

- 29 counties reported data
- 1,810 youth were identified as trafficked or at risk at the time of referral
 - 339 of these youth met the federal definition of a sex trafficking victim*
 - 1,471 were identified as high or medium risk of trafficking*
 - Although 1,955 youth were identified for services by the program, 145 youth are excluded from this data set because their risk levels were not reported.
- 54 of the 1,810 youth were also identified as trafficked or at risk for labor trafficking

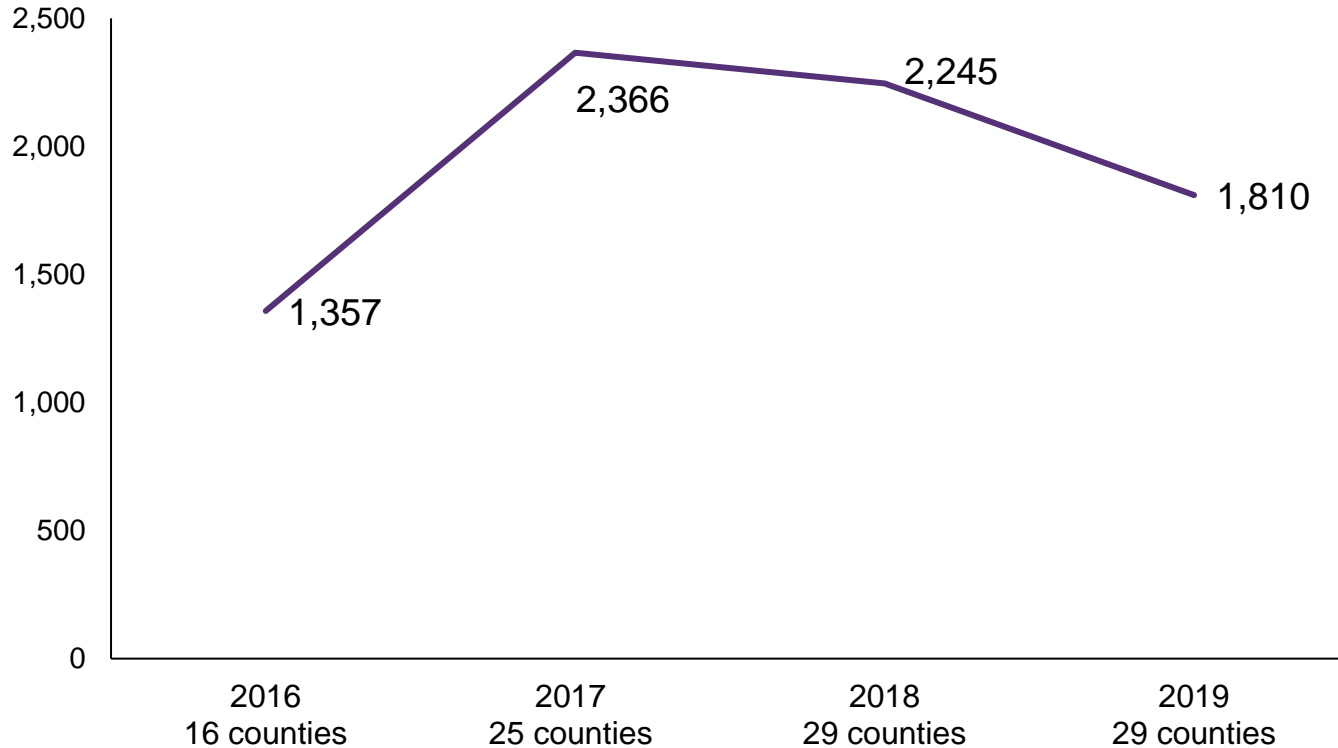
*For more information on how risk levels were determined please refer to OCFS-3920.



Office of Children
and Family Services

Youth Identified Over Time

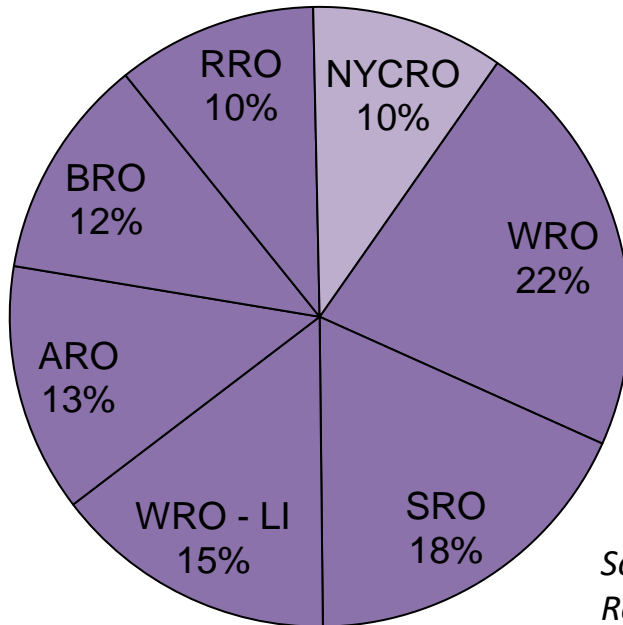
— Number of Youth Identified as Trafficked or At-Risk



Youth Identified by Location (1,810)

OCFS Regional Offices

Misconceptions remain that child trafficking is only a “big city” issue, however in 2019, 90% of youth identified in NYS were in regions other than NYC.



NYCRO – New York City

WRO – Westchester

SRO – Syracuse

WRO-LI – Long Island

ARO – Albany

RRO – Rochester

BRO – Buffalo

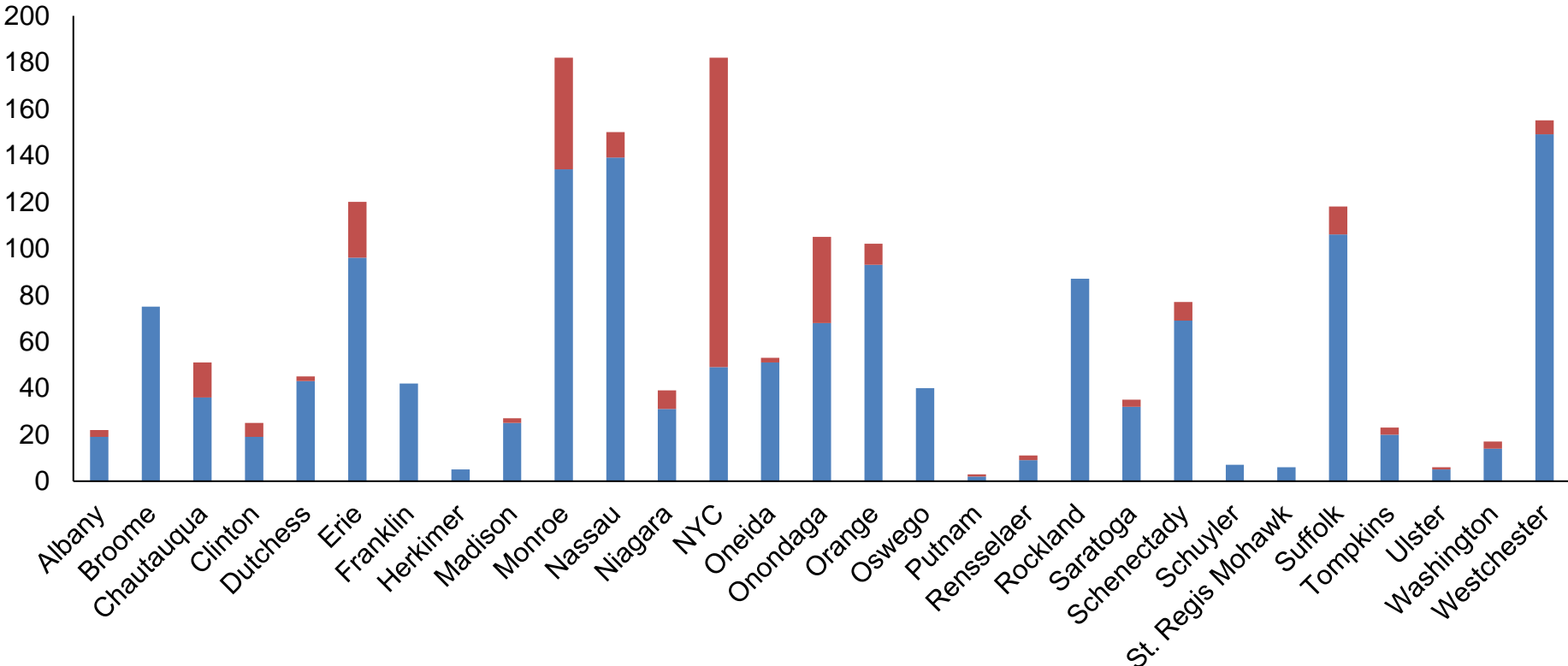
<https://ocfs.ny.gov/directories/regional-offices.php>

Source: OCFS Safe Harbour: NY Self-Reported Data as of April 27, 2021



Office of Children and Family Services

Youth Identified by County



■ Youth At Risk (1,471) ■ Met Federal Definition of Victim/Survivor (339)

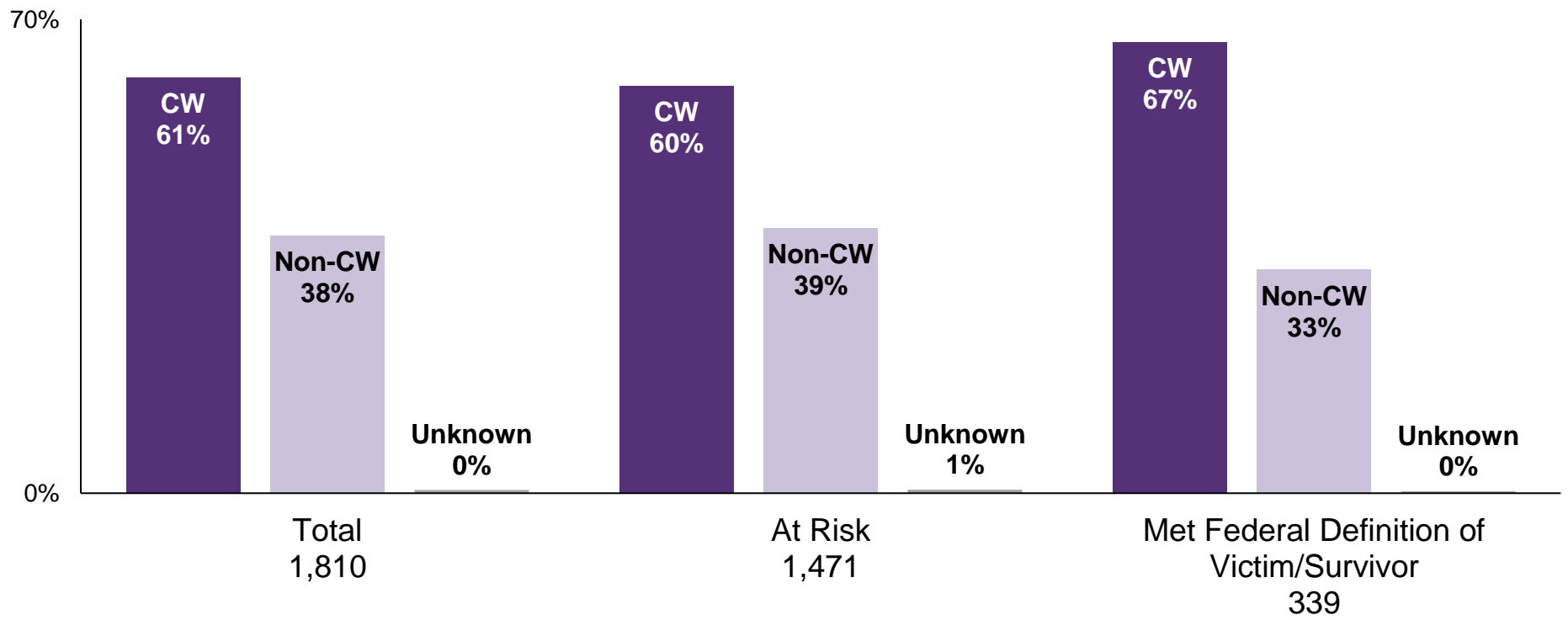
Source: OCFS Safe Harbour: NY Self-Reported Data as of April 27, 2021

Child Welfare vs Non-Child Welfare Referrals

In 2019, child welfare agencies provided the majority of trafficking referrals.

For the purpose of this graph, child welfare includes referrals from CAC, MDT, DSS (CPS, Foster Care, and preventive). Every other referral source was considered non-child welfare.

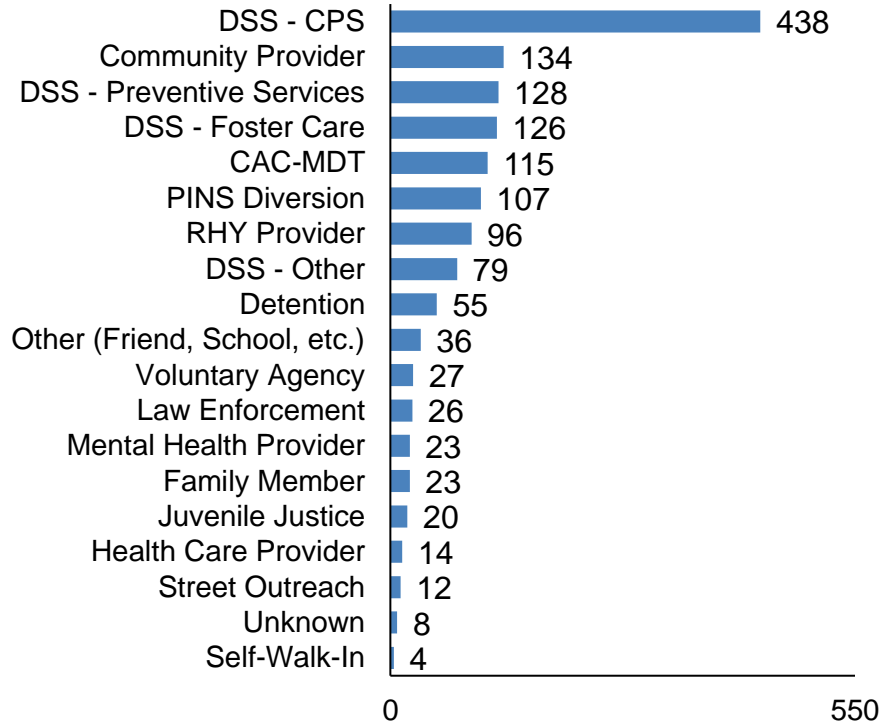
Source: OCFS Safe Harbour: NY Self-Reported Data as of April 27, 2021



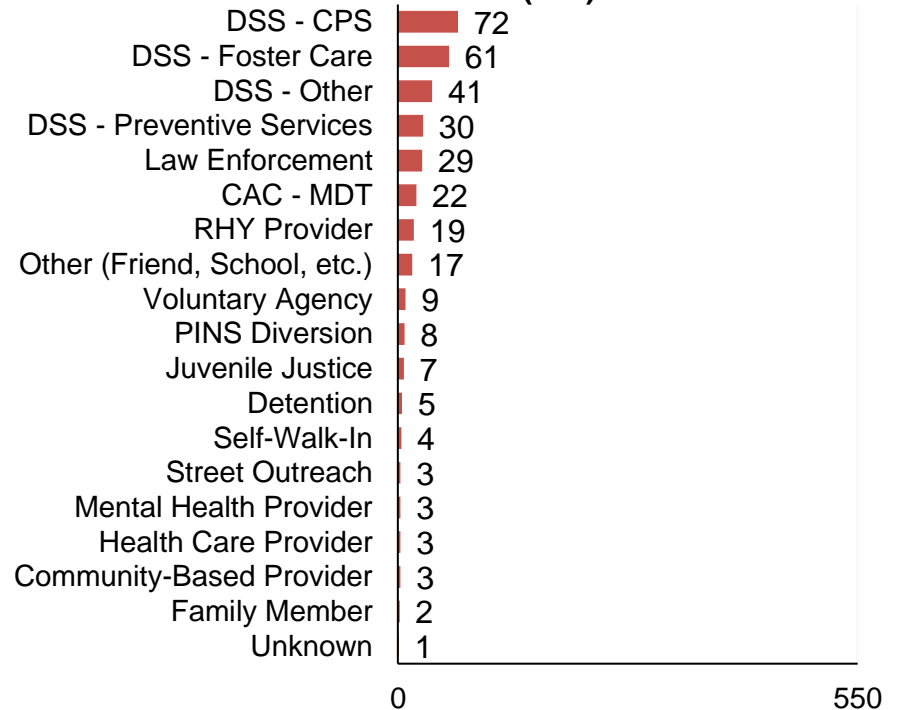
Youth's Referral Source & Trafficking Status

Of any single source, CPS made the most referrals, regardless of whether youth were identified as at risk or victims/survivors of trafficking. *Source: OCFS Safe Harbour: NY Self-Reported Data as of April 27, 2021*

At Risk (1,471)



Met Federal Definition of Victim / Survivor (339)



Youth Demographics and Victimization

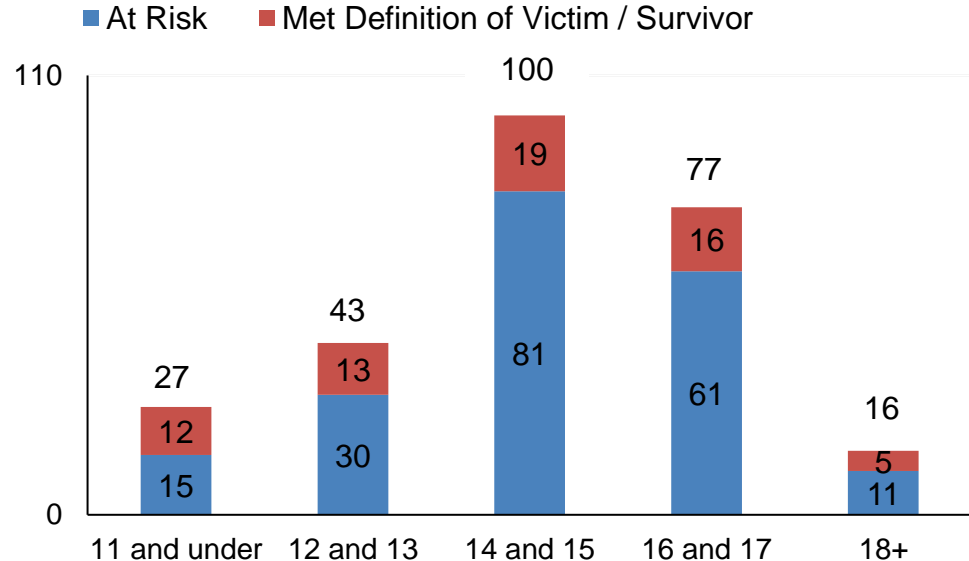
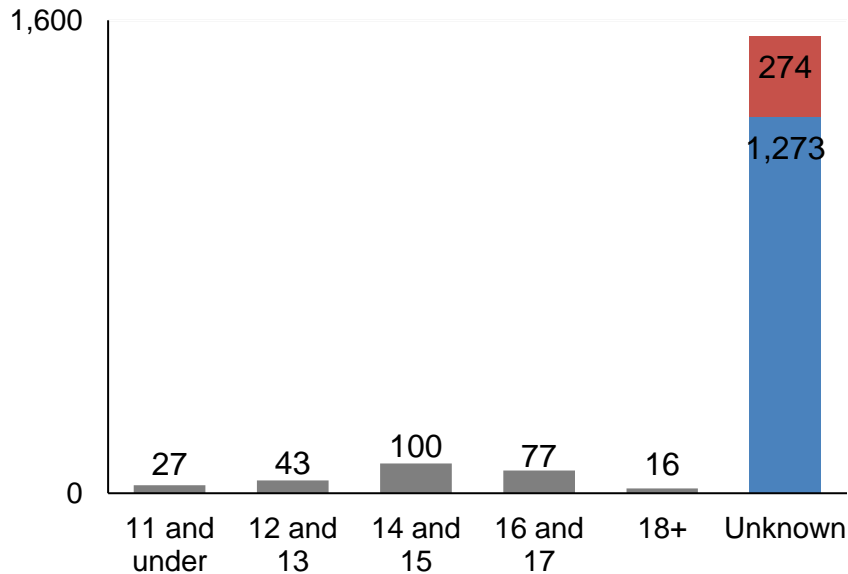


Youth's Age When Exploitation Began

Age at first exploitation was unknown for 1,547 youth – about 85% of the sample.

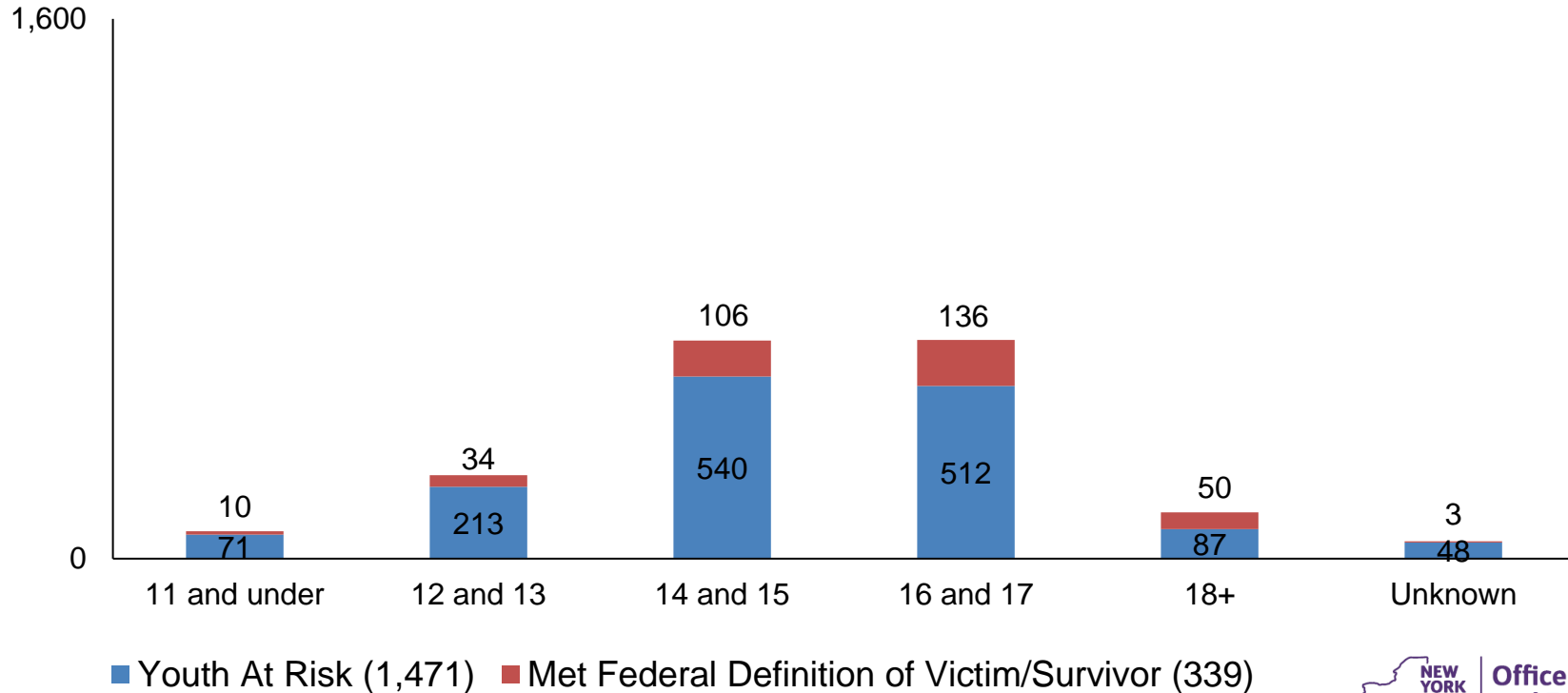
Source: OCFS Safe Harbour: NY Self-Reported Data as of April 27, 2021

A closer look at the known age distribution shows that nearly all youth (93%) for whom this data were known were minors when their exploitation began, and almost one quarter (23%; 70 youth) were under the age of 14.



Youth's Age at Time of Referral

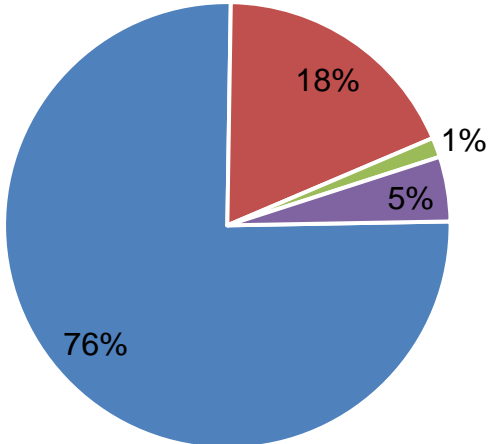
Regardless of when a youth's trafficking began, most youth identified by a Safe Harbour program were age 14 or older. *Source: OCFS Safe Harbour: NY Self-Reported Data as of April 27, 2021*



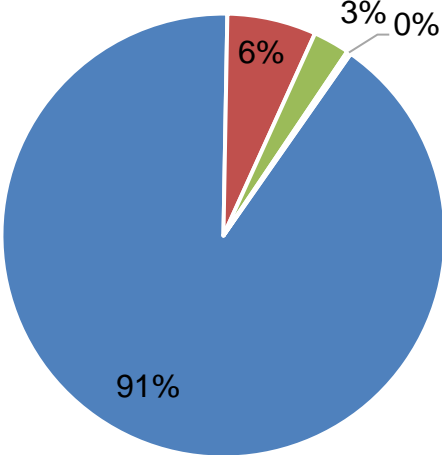
Youth's Gender Identity

Although often portrayed as an issue impacting only girls, nearly a quarter of all youth identified in 2019 as at risk (20%) identified as cis-male or transgender; 9% of identified survivors were cis-male or transgender. *Source: OCFS Safe Harbour: NY Self-Reported Data as of April 27, 2021*

Youth At Risk (1,471)



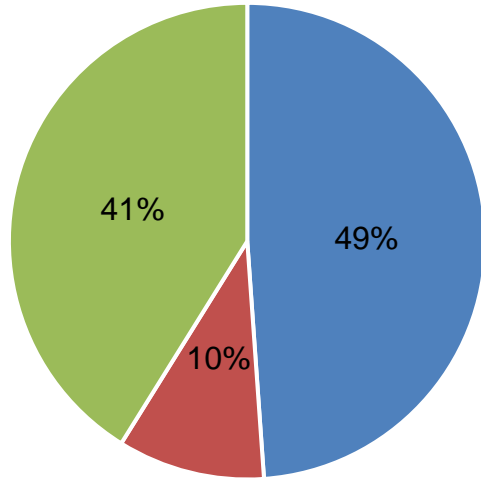
Met Federal Definition of Victim/Survivor (339)



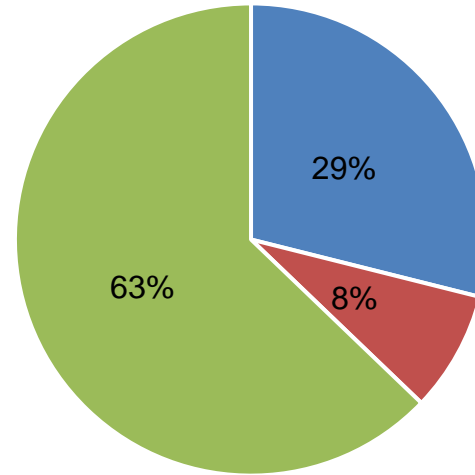
- Female
- Male
- Trans and GNC/Non-Binary
- Unreported

Youth's Sexual Orientation

Youth At Risk (1,471)



Met Federal Definition of Victim/Survivor (339)



■ Straight ■ Sexual Orientation other than Straight ■ Unreported

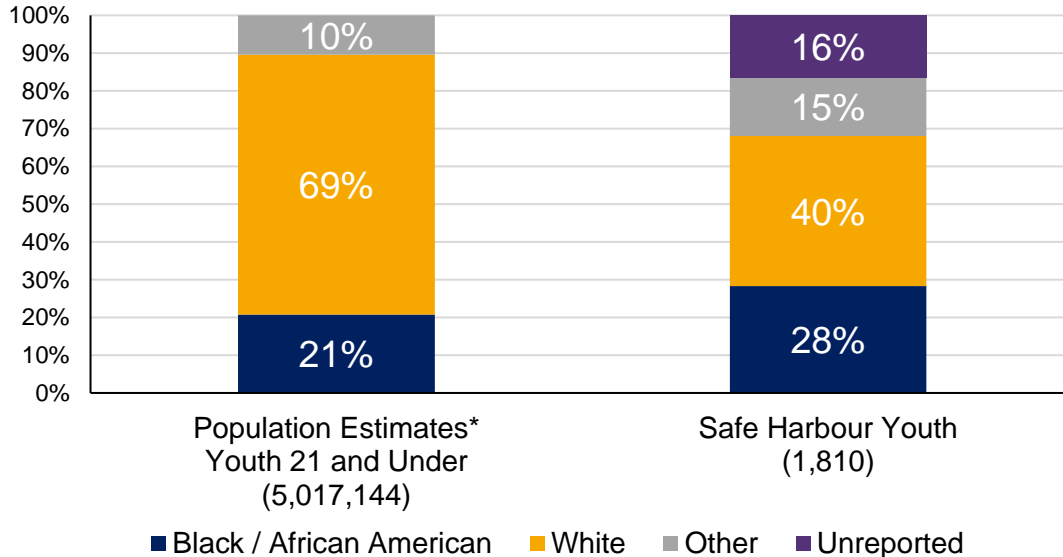
Source: OCFS Safe Harbour: NY Self-Reported Data as of April 27, 2021



Office of Children
and Family Services

Youth's Racial Identity

In 2019, an estimated 21% of New York State youth aged 21 and under were Black/African American and 69% were White. Among Safe Harbour youth, 28% were Black/African American, while 40% were White. Safe Harbour youth who identified as multi-racial are counted below in the Other category below. Statewide, non-White youth were overrepresented among the Safe Harbour population in 2019.

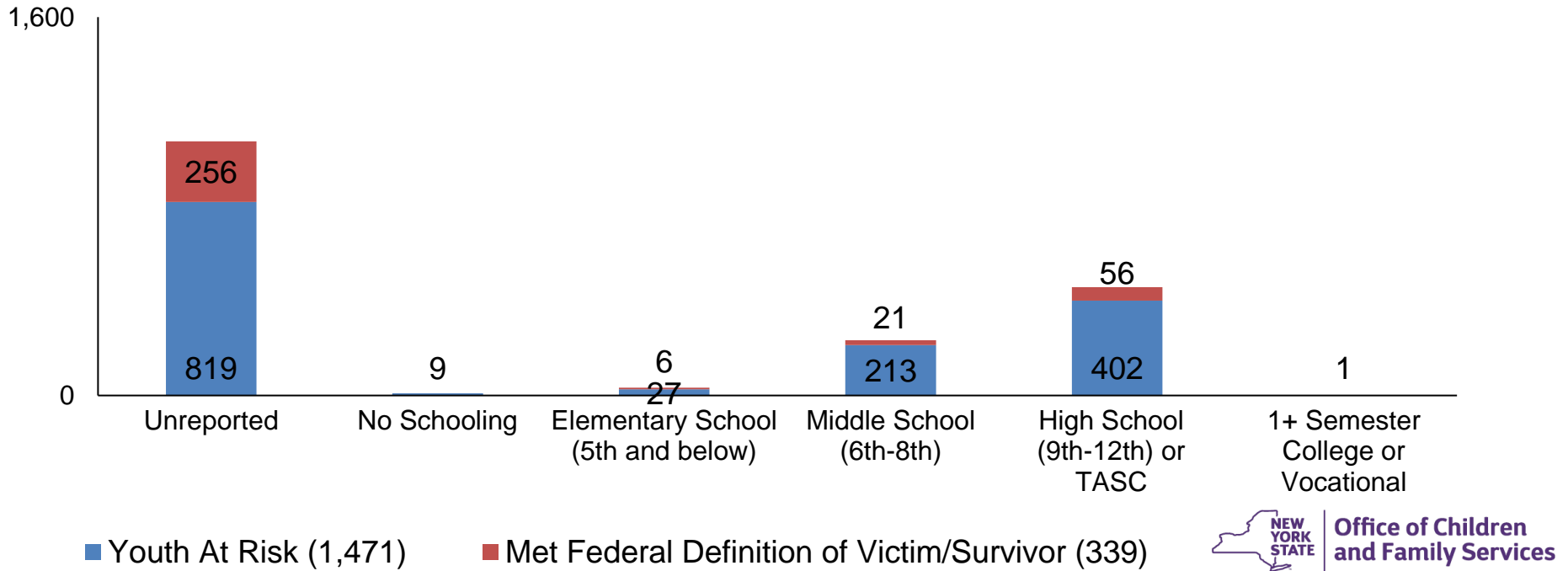


Ethnicity
Ethnicity has been measured separately from race here.
Among Safe Harbour youth, 26% identified as Hispanic/Latinx. This group was estimated to represent 24% of the general population in 2019*.

*Source: National Center for Health Statistics. Vintage 2019 postcensal estimates of the resident population of the United States (April 1, 2010, July 1, 2010-July 1, 2019), by year, county, single-year of age (0, 1, 2, ..., 85 years and over), bridged race, Hispanic origin, and sex. Prepared under a collaborative arrangement with the U.S. Census Bureau. Available from: http://www.cdc.gov/nchs/nvss/bridged_race.htm as of July 9 2020, following release by the U.S. Census Bureau of the unbridged Vintage 2019 postcensal estimates by 5-year age group on June 25, 2020.

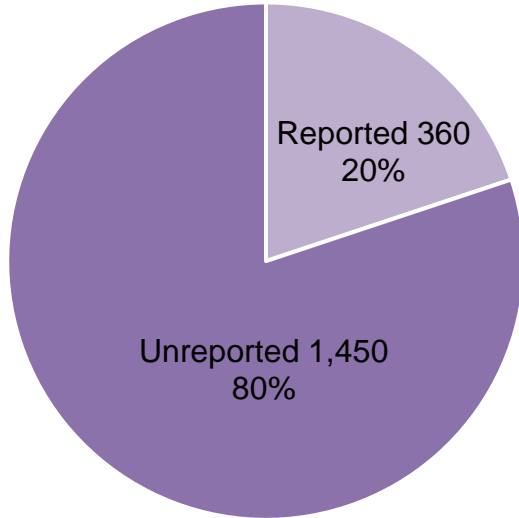
Youth's Last Grade Completed

While 59% of youths' last grade completed was unknown at the time of referral, 25% of the youth had completed at least one grade in high school, the TASC (formerly GED), or some college/vocational training. *Source: OCFS Safe Harbour: NY Self-Reported Data as of April 27, 2021*



Relation of Trafficker to Youth: CSEC

At the time of referral, 80% of the youths' relationships to their traffickers were unknown.



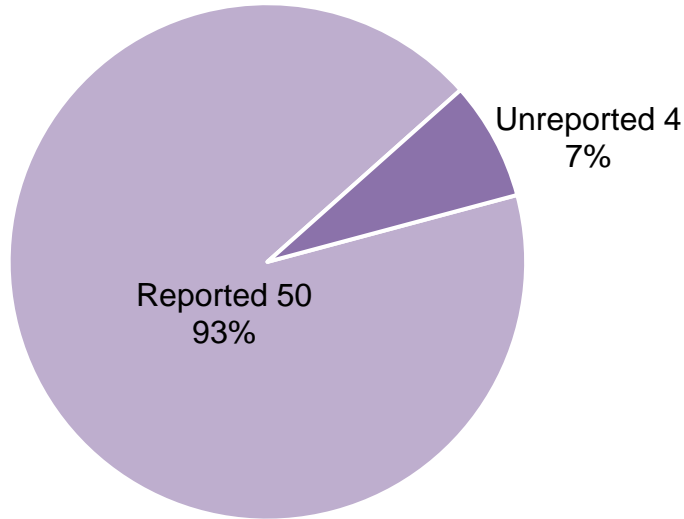
In cases where youths' relationships to their traffickers were known, the top three reported were:

1. from street or survival-oriented experiences (75)
2. a romantic partner (62)
3. a person they met on the internet or social media (51)

Source: OCFS Safe Harbour: NY Self-Reported Data as of April 27, 2021

Relation of Trafficker to Youth: Labor

54 of the youth identified as being at risk or trafficked for CSEC were also identified as being at risk or trafficked for their labor. In these cases, 93% of youths' relationships to their traffickers were known.




The top three relationships reported were:

1. from street or survival-oriented experiences (9)
2. from a gang (9)
3. from a family friend/trusted adult (6)

Force, Fraud, Coercion, and Social Media

The presence of these elements in youths' victimization/grooming experiences are reported as identified by program staff. Totals do not sum across elements, as one youth's experience could include more than one element. Staff reported that social media played a role in the victimization/grooming experiences of 20% of youth identified by Safe Harbour in 2019.

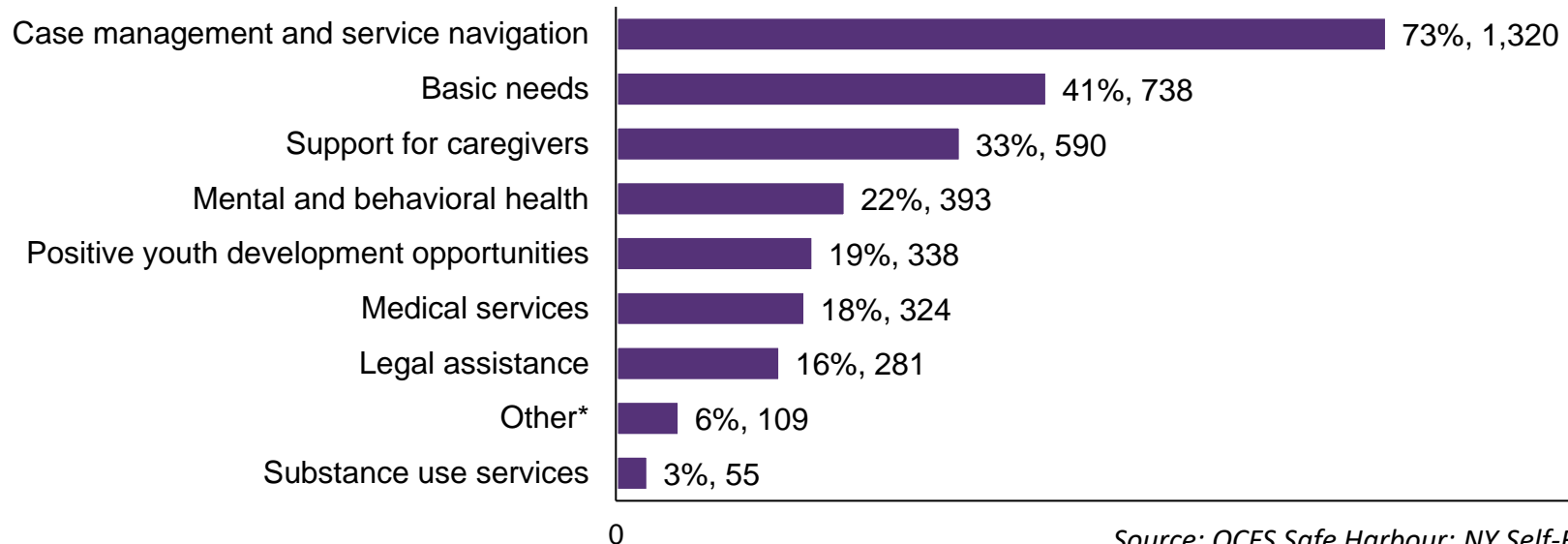


Source: OCFS Safe Harbour: NY Self-Reported Data as of April 27, 2021

Service Needs Met

Youth with Service Needs Met Using Safe Harbour: NY Funds (1,810)

Each year, program staff report on the types of services that youth and their families receive through Safe Harbour funds. Totals do not sum across categories since the same youth can appear in more than one category. Almost three-quarters of the youth identified by Safe Harbour in 2019 received case management services.



Source: OCFS Safe Harbour: NY Self-Reported Data as of April 27, 2021

*Other includes educational, vocational, and employment supports; housing; and transportation.

Street Outreach

Street Outreach

Six counties funded street outreach services through Safe Harbour. Street Outreach seeks to connect with vulnerable youth, distribute to meet basic needs and offer information about local services. The data in this section are not included in the previous sections.

- The data are from Herkimer, NYC, Oneida, Orange, Saratoga and Schenectady
 - Street outreach services supported by other means in any county is not reported here.
- **523 youth** were engaged by Safe Harbour street outreach services. Of these youth:
 - 59% were at least 18 years old
 - 41% female, 36% male, and 20% transgender or gender non-conforming
 - 52% black or African American and 24% white



Community Outreach & Education



Community Outreach & Education

- **22 counties** supported outreach and education using Safe Harbour funds.
 - The 22 counties include: Albany, Broome, Chautauqua, Clinton, Dutchess, Erie, Herkimer, Madison, Monroe, Niagara, NYC, Onondaga, Orange, Oswego, Putnam, Rockland, Schenectady, Schuyler, Suffolk, Tompkins, Ulster, and Washington
 - The purpose of these events is to connect with youth at schools, in group homes, and other settings to provide information about trafficking and local services.
- Counties hosted **423 events** where **more than 350 youth** participated. The curricula most commonly used by programs included:
 - Locally developed Safe Harbour materials (28%)
 - #NotANumber, Love146 (16%)
 - Girls Circle, One Circle Foundation (10%)



Contact

NYS Office of Children and Family Services (OCFS)

Bureau of Health and Well-Being

- Phone: 518-474-4110
- humantrafficking@ocfs.ny.gov

