

Otsego

2021

Family First Prevention Services Act (FFPSA) Foster Home Data Packet

This FFPSA Foster Homes Data Packet is designed to support LDSS and voluntary agency efforts to analyze the current foster boarding home population to inform foster home recruitment and retention strategies.

District Data Packet

The foster home data contained in this packet includes all foster homes located within the district boundaries. (Exceptions may occur when a home is manually assigned to another district in CONNECTIONS.)

These foster homes may be supported by the LDSS or a voluntary agency. These homes may foster children served by your LDSS or children from other districts.

Note: An Excel file with a list of all of the homes referenced in this data packet is available upon request. Contact Christine.Jones@ocfs.ny.gov

Table of Contents

OCFS has prepared data packets for every NYS OCFS region, LDSS, and Voluntary Agency with ten or more foster homes that were open on 12/31/2021.

Outcomes for Children in Family-Based Foster Care.....	p.2
Family First Goal, NYS Targets, and Local Performance	p.2
Data Quality Check	p.2
Foster Home Openings, Closings, and Open at End of Year.....	p.3
Admission Placement Types.....	p.3
Family/Sibling Groups in Foster Care at End of Year.....	p.4
Foster Home Demographics.....	p.4
Race/Ethnicity of Foster Parent One	p.5
Active Foster Homes	p.5
Therapeutic Foster Homes	p.7
Median Length of Service	p.8
Foster Home Utilization and Transfers.....	p.9
Experience Fostering Teens	p.9
Utilization of New Foster Homes	p.11
Family/Sibling Groups Placed Together	p.11
Transfers from Foster Homes	p.12

Unless otherwise noted, the data source is the OCFS Foster Home Spell File, a longitudinal foster home file prepared by Chapin Hall Center for Child Welfare Data.

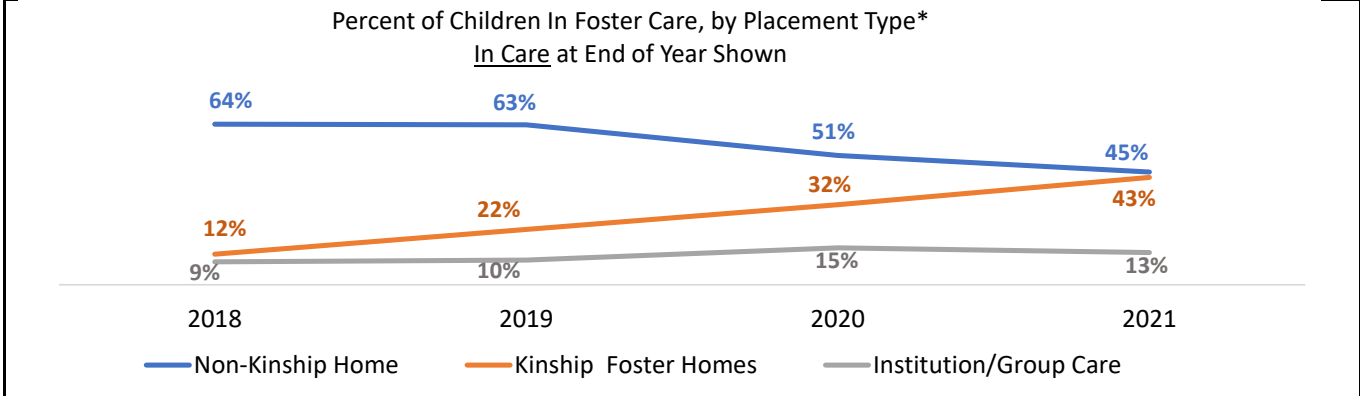
Data was extracted from CONNECTIONS on 7/7/2022.

Otsego

Family First Goal: The primary goal of FFPSA is to keep children safely at home with their families and, when that is not possible, to utilize the least restrictive placement appropriate for the needs of the child.

Targets: OCFS has established a statewide target that on the last day of the year:
 ♦ A maximum of 12% of children in foster care will be in congregate (institution/group care) and
 ♦ A minimum of 50% of children in foster care will be in kinship foster care.

What is your current performance in relation to the NYS in care targets?



Otsego	Non-Kinship Foster Home	Kinship Foster	Institution/Group Care	Trial Discharge	Supervised Setting/Other	Total In Care
2018	21	4	3	0	5	33
2019	26	9	4	0	2	41
2020	21	13	6	0	1	41
2021	21	20	6	0	0	47

Is your district at or near the kinship foster care target of at least 50%?
Is your district at or near the institution/group care target of no more than 12%?
Are you trending towards the targets? If so, what are the effective strategies you can build on? If not, what strategies may you employ to improve?

***Technical Notes:** Kinship foster home counts include all children in 24-hour care and/or temporary absence status living with a foster parent recognized as a relative or kin by NYS regulations, regardless of home type. In New York State, foster homes can be established through multiple regulatory pathways. Homes designated as an approved relative home under 18 NYCRR 433.1 may only care for children with a qualifying relationship to the foster parent; homes designated as a certified foster home may care for either related or non-related children. Prior to 2020, NYS regulations defined a relative as someone “within the second or third degree of consanguinity to the parent(s) or stepparent(s) of the child”. In 2020, regulation changes expanded the definition of relative/kin to include: (1) an adult who is related to the parent(s) or stepparent(s) of a child through blood, marriage or adoption to any degree of kinship; (2) an adult with a positive relationship to the child or child’s family including but not limited to a child’s godparent, neighbor, family friend; or (3) an unrelated person where placement with such person allows half-siblings to remain together in an approved foster home, and the parents or stepparents of one of the half-siblings is a relative of such person. Institution/group care includes all children living in a QRTP, PPP, EMPOWER, or Non-Specified settings (e.g. 12/31/21). Children living in supervised setting (formerly SILP) are not included in this category.

Source: Data Warehouse Family First Prevention Services Act; Outcome Monitoring Report

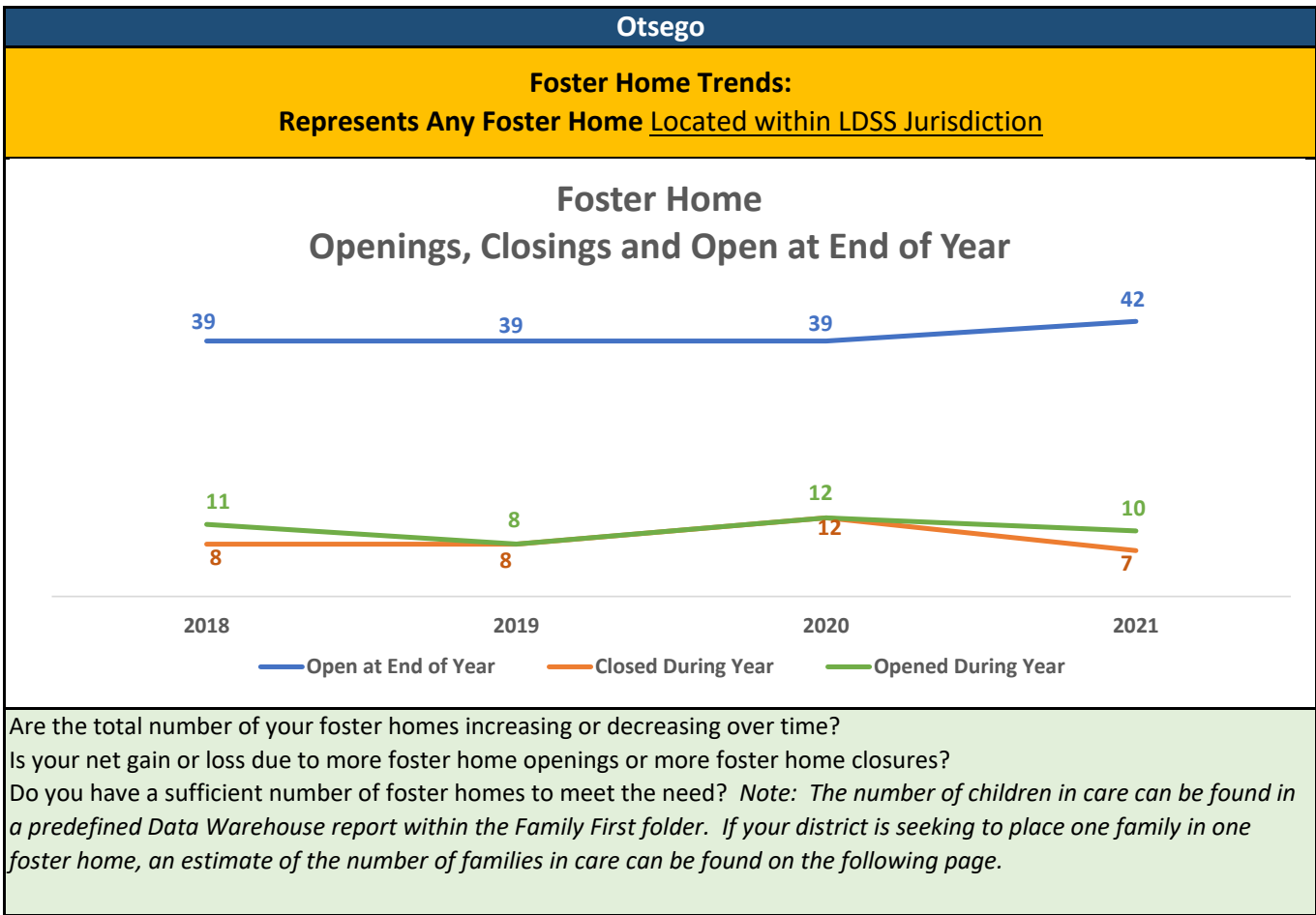
A district-level performance report can be found on the NYS OCFS website's FFPSA Data and Resources page. Look for the FFPSA Outcome Monitoring Report at: <https://ocfs.ny.gov/main/sppd/family-first-data.php#h3-goal-monitoring>

Data Quality Check

Does the number/percent of children placed with kinship resources (above) align with your district's internal data?

The data is pulled from CONNECTIONS; if your internal data shows different outcomes, it may be an issue related to data input. If you

- Understand and calculate your region's actual utilization of kinship foster care.
 - Obtain a list of children in foster care in your LDSS (download the **Children in Care and Custody Detail** report in the **Family First Detail** folder in Data Warehouse). If you are unable to pull this report from Data Warehouse, contact your OCFS Regional Office liaison and request a copy.
 - Review the list and make note of children that you identify are placed with kin, but the report shows another placement type.
- Check to confirm that the placement type is accurately documented in CONNECTIONS.
 - Children placed with kin in a certified or foster/adoptive home should be documented in the CONNECTIONS Activities Window. For more information, refer to 18-OCFS-ADM-03 (Revised).



What Placement Types, by Age, are Children in Your District Entering Foster Care?

Knowing the placement types that children who entered foster care during the previous year utilized can help with planning foster home recruitment and retention strategies.

Placement Type	# Children Under 13	% Children Under 13	# Children over 13	% Children over 13	Total Children that Entered Care in 2021
Non-Kinship Foster Home	17	74%	6	26%	23
Kinship Foster Home	4	100%	0		4
Agency Operated Boarding Home	0		0		0
Group Home	0		0		0
Group Residence	0		0		0
Institution	0		2	100%	2
Supervised Setting/ Other	0		1	100%	1
Total	21		9		30

Otsego										
Families (Family/Sibling Groups) In Foster Care on 12/31/21										
<p>One Family, One Home is about placing children from one family together in one foster home with no other unrelated children. This is a component of NYC Administration for Children's Services "Home Away From Home" initiative. "The One Family, One Home approach has many advantages: keeping siblings together, reducing stress on children and caregivers, improving placement stability, and other child welfare outcomes. One Family, One Home requires maintaining a family foster care pool of relative and nonrelative caregivers that is large enough to accommodate the number of family groups in foster care." (Ross, T., PhD, Gerer, L.,MA, & Pang, Y. C., PhD. 2019. Home Away From Home. Lessons Learned for Building a One Family, One Home Foster Care System. p.4.)</p>										
<p>How many families (children with the same case ID) were in foster care on 12/31/2021? When estimating the number of foster homes needed, consider how many family groups are expected to utilize foster homes. The point-in-time data below will give you an idea of the number of sibling groups who may need foster care and therefore, support projection estimates.</p>										
Family Size	Total # of Family Groups in care on 12/31/21	Number of Family Groups in Foster Care Estimated to Need Family Based Care								
1	30	26 ←								
2	3	3								
3	2	2								
4	0	0								
5	1	1								
6	0	0								
7	0	0								
8	0	0								
9	0	0								
10	0	0								
11	0	0								
Total	36	32 ←								
<p>The New York State Target for Congregate Care is 12%. This formula reduces the number of single child family groups by 12%. If 12% of the children in foster care are placed in congregate care, this total indicates how many foster homes are needed to achieve One Family, One Home.</p>										
<p>Estimating Need for Foster Homes</p> <p>From the previous page, how many foster homes were open in your county on 12/31/2021? _____</p> <p>From above, how many family groups were in foster care on 12/21/2021? _____</p> <p style="text-align: center;">Do you have enough foster homes for every sibling group to have their own foster home?</p> <p style="text-align: center;">If not, how many more foster homes are needed? _____</p>										
Families (Family/Sibling Groups) In Foster Care on 12/31/21										
<p>Statewide, 83% of foster homes utilized on 12/31/2021 were fostering one family group.</p>										
<p>Of Foster Homes Occupied on the Last Day of the Year, Percent of Homes Fostering One Family Group</p> <table border="1" style="margin: 10px auto; border-collapse: collapse;"> <thead> <tr> <th>Year</th> <th>Percent of Homes Fostering One Family Group</th> </tr> </thead> <tbody> <tr> <td>One Family Group on 12/31/19</td> <td>58%</td> </tr> <tr> <td>One Family Group on 12/31/20</td> <td>79%</td> </tr> <tr> <td>One Family Group on 12/31/21</td> <td>55%</td> </tr> </tbody> </table>			Year	Percent of Homes Fostering One Family Group	One Family Group on 12/31/19	58%	One Family Group on 12/31/20	79%	One Family Group on 12/31/21	55%
Year	Percent of Homes Fostering One Family Group									
One Family Group on 12/31/19	58%									
One Family Group on 12/31/20	79%									
One Family Group on 12/31/21	55%									
<p>What is your district's placement practice? What percent of foster homes were fostering one family group? (One Family/One Home)</p>										

Otsego

Race/Ethnicity of Foster Parent One

Does the race and ethnicity of foster parents align with the children entering and in foster care?

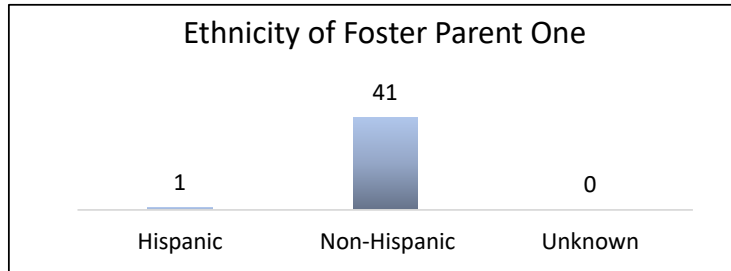
Note: The race and ethnicity for children in foster care in your District is available in a predefined report within OCFS' Data Warehouse. The "Children In Care by Status" report is located in the FFPSA folder, which is in the "Child Welfare Services" folder. If you need assistance locating the report, contact your OCFS regional office.

Race: Foster Parent One for Homes Open on 12/31/2021

When two foster parents are listed, parent coded female in CONNECTIONS is parent one.



Ethnicity of Foster Parent One



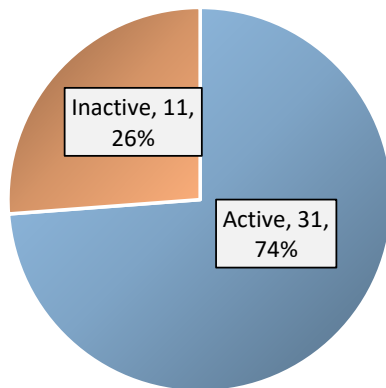
Active Foster Homes

Active Foster Home: A foster home is considered "active" if the parent(s) have fostered within the last six months of 2021 (the data in this packet is as of 12/31/21.)
(Inactive homes did not foster any children between 7/1/21-12/31/21.)

42 Foster Homes were open at the end of 2021. Of those homes, how many were active?

Note: Statewide, **78%** of foster homes are active.

Foster Homes on 12/31/21
Active and Inactive



How does your district's percentage of active homes compare to statewide?

What are the characteristics of your inactive homes? (Use individual-level foster home file.)

What is your process for supporting foster homes to maintain them as active?

Are there opportunities to bring inactive homes into active status?

Otsego

Which Parent Agencies have Active/Inactive Foster Homes?

Table (below) provides the names of the parent agencies for the foster homes associated with your district.

Review the list of parent agencies, below, that recruit and support the foster parents that are associated with your district.

Important: Some of the foster homes in the agencies listed below may not be available for children in your district's care and custody. Are there any easily identifiable foster homes that are probably **not available for the children in your custody?** (For example, foster homes that were recruited by agencies geographically out-of-area for children in your county.)

Remember that children may be placed with a kinship resource in either a certified foster home/foster adoptive home or an approved relative home. The data below includes all foster boarding type homes.

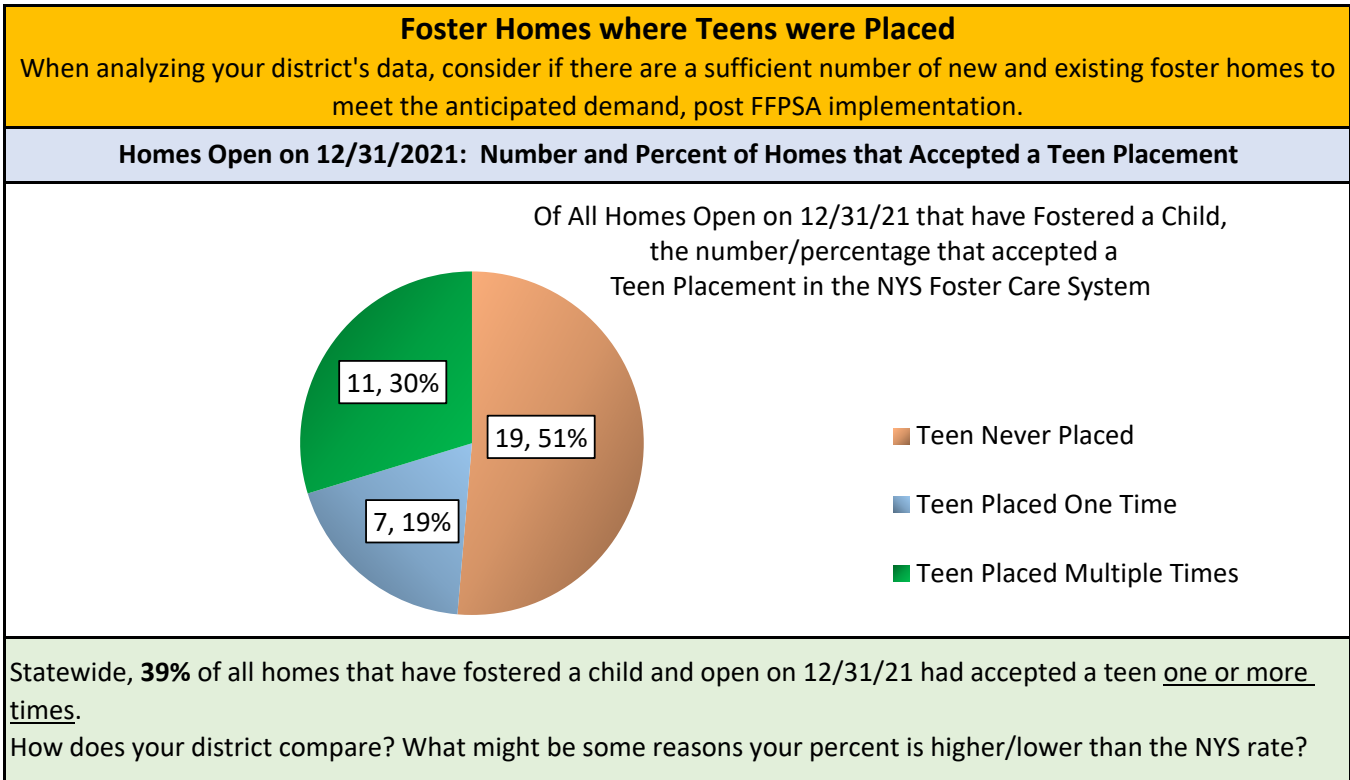
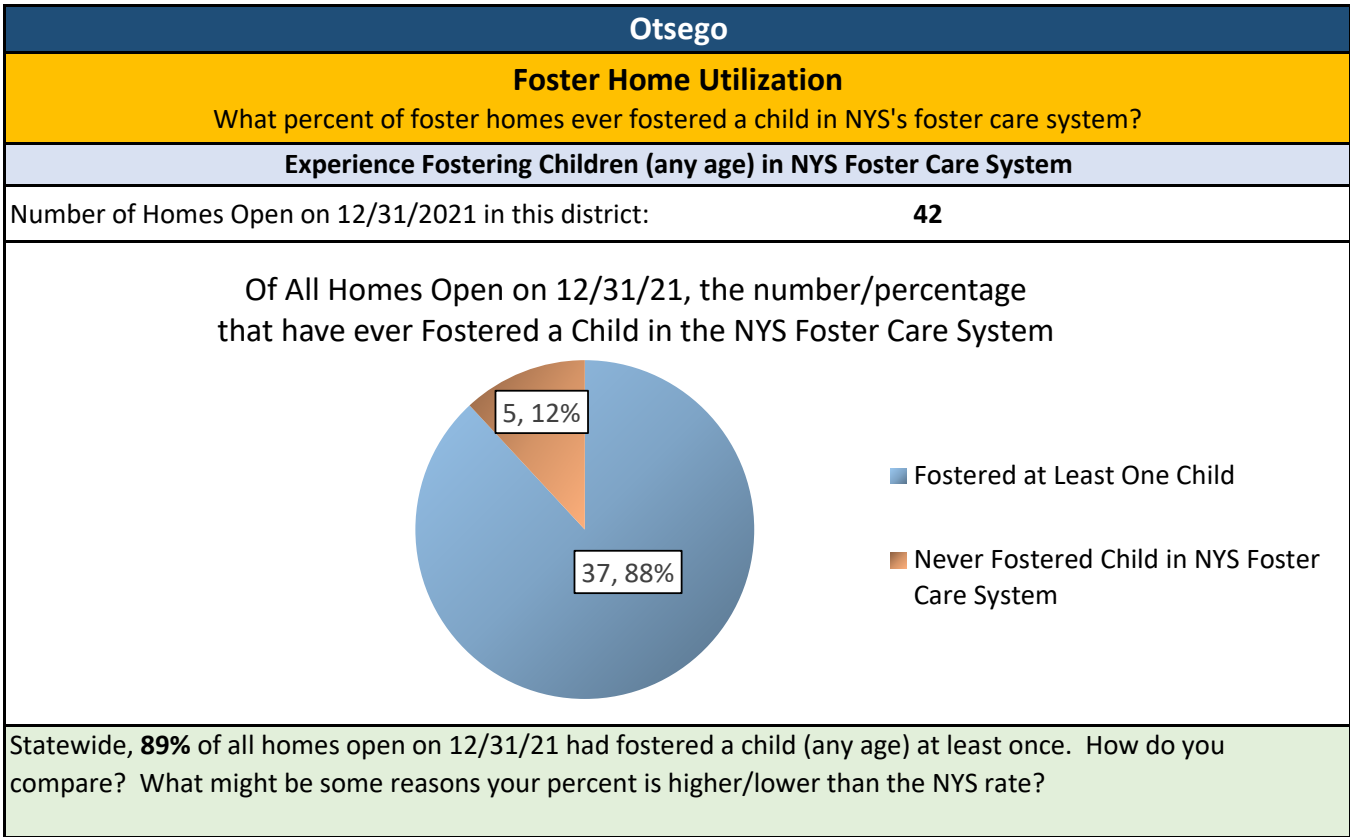
If you identified homes that you believe are not available for the children in foster care in your district, remove (subtract) those homes from your total number of active, likely available homes.

Parent Agency Name	Active	Inactive	Total Foster Homes
Otsego County DSS	18	3	21
Northeast Parent & Child Soc	3	6	9
Delaware County DSS	3	2	5
Berkshire Farm	3		3
House Of The Good Shepherd	2		2
Children's Home Wyoming Conf	1		1
Chenango County DSS	1		1
Total Foster Homes	31	11	42

Otsego			
Active Therapeutic Foster Homes Associated with County			
<p>31 Foster Homes, that were open on 12/31/21 are considered "Active". This may represent a more accurate count of <i>available</i> foster homes.</p> <p>Of those active homes, how many were therapeutic? Note: Statewide, 32% of active homes are therapeutic.</p>			
<p style="text-align: center;">Active Foster Homes on 12/31/21 by Therapeutic Designation</p> <table style="margin-left: auto; margin-right: auto; border: none;"> <tr> <td style="text-align: center;">■ Not Therapeutic</td> <td style="text-align: center;">■ Active & Therapeutic</td> </tr> </table>	■ Not Therapeutic	■ Active & Therapeutic	<p>What are the outcomes for those homes? (to answer these questions, use the foster home level file)</p> <p>Do children leave therapeutic foster homes to permanency more often than to moves (lateral or step up)?</p> <p>Do therapeutic foster homes have a longer or shorter length of service?</p> <p>What are the characteristics of children placed in therapeutic foster homes?</p>
■ Not Therapeutic	■ Active & Therapeutic		
Which Parent Agencies have <u>Active/Therapeutic</u> Foster Homes?			
<p>Table (below) provides the names of the parent agencies for the foster homes associated with your region.</p>			
<p>Review the list of parent agencies, below, that recruit and support the foster parents that are associated with your county. Note: A foster home is listed as therapeutic if it was therapeutic at any time during this current foster home episode. Foster homes may transfer from one parent agency to another within their foster home episode.</p>			

Parent Agency Name	Active/ Non-Therapeutic	Active/ Therapeutic	Total Foster Homes
Otsego County DSS	18		18
Northeast Parent & Child Soc		3	3
Berkshire Farm		3	3
Delaware County DSS	3		3
House Of The Good Shepherd		2	2
Chenango County DSS	1		1
Children's Home Wyoming Conf		1	1
Total Foster Homes	22	9	31

Otsego		
Median Length of Service:		
<p>The median length of service gives us information about how long foster parents serve. It is a calculation that represents the time it takes for half of the foster parents to leave foster parenthood. For example, if 100 new foster parents were certified in 2019, and half of them (50), left service in 18 months, then the 2019 median length of service is 18 months.</p> <p>The individual foster home file provides information on the foster parent's length of service and their characteristics.</p>		
<p>What is your district's median length of service? How does it compare to NYS's foster home median length of service? Does the median length of service differ based on foster parent characteristics and experiences?</p>		
Median Length of Service in Months		
Median Length of Service for all foster homes opened between 1/1/18 and 12/31/20		
Foster Home Characteristic	Otsego	New York State
All Foster Homes	23.1	17.3
All Therapeutic Foster Homes	23.4	19.4
Foster Homes that fostered teens two or more times	28.4	24.7
<p>Note: If you are interested in the median length of service for other cohorts, this can be calculated using the individual foster home file.</p>		
<p>If you have varying lengths of service, what are some questions you might ask? Examples: Are those with a short length of service relative homes with the intention of fostering once? Statewide, foster parents who foster teens repeatedly tend to have a longer length of service, why? Are there additional supports we provide to those parents that could be replicated with other foster parents?</p>		
<p>Note: The length of service observes the foster home's Resource Identification Number through closure, regardless of certifying agency. Foster home is certified/approved on an annual basis, and due to various reasons, some homes may have a certification lag. In order to adjust for this, if a home has a lag of less than three months, then, for purposes of this data packet, the certification/approval is "bridged", allowing for a length of service calculation that is more representative of the foster parent's practical length of service.</p>		



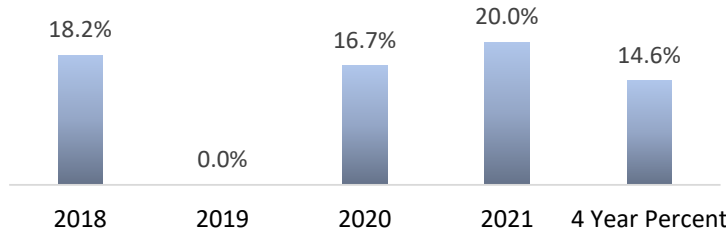
Otsego

Foster Homes that were Ever Open: Experience with Teen Placements

The number of homes open on 12/31/21 do not represent all foster homes *ever* open; some homes that were open, have closed before 12/31/21.

For recruitment purposes, a district might ask: "Of all the homes that we opened during a time period, how many of them accepted teen placements?". The graph below shows the percent of foster homes that opened during the year, that accepted a teen placement on more than one occasion during their foster parenthood experience.

Of all foster homes that opened each year, percent that accepted a teen placement on two or more times during their entire foster parenthood service



	# homes that opened during year	# homes that accepted teen placements 2+ times, this spell
2018	11	2
2019	8	0
2020	12	2
2021	10	2
4 Yr. Total	41	6
4 Yr. Rate	14.6%	

Note: This is a count of foster homes that accepted teen placements on two or more occasions during the foster home episode that began during the year. Some homes may have fostered more teens during other foster home episodes. Refer to the foster home level file for additional information.

Statewide, the 4-year rate is 7.9%.

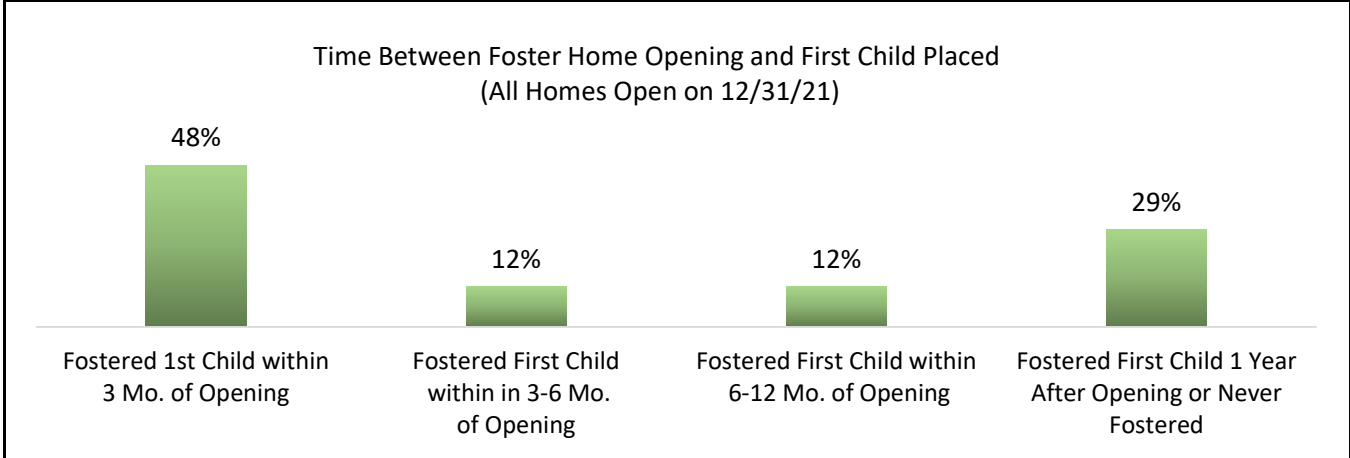
Critical Thinking: You may notice that fewer homes that opened in 2021 have accepted teen placements. Research shows that foster parents who successfully foster teens generally have more fostering experience prior to their first teen fostering experience, therefore, we are less likely to see new foster parents taking teens. (Ross, T., PHD, Gerber, L., MA, & Pang, Y. C., PHD. (2019). Home Away From Home. Lessons for Building a One Family, One Home Foster Care System.)

Otsego

Utilization of New Foster Homes

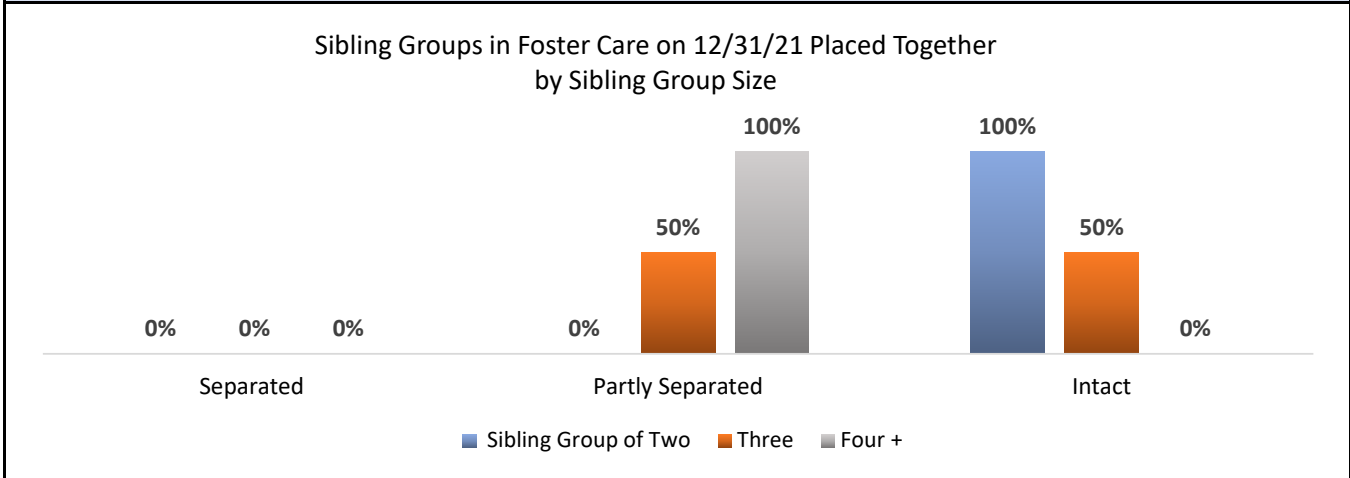
The first three months of certification is an important time. If a foster home does not foster a child within their initial three months of certification, they are much less likely to ever foster a child.

Statewide, according to the data, approximately **42%** of foster homes are fostering a child within the first three months of certification/approval.



Placement of Siblings Together

Rationale: "Children entering foster care must be placed with their siblings or half-siblings, unless doing so could jeopardize the health, well-being, or safety of one or more of the children in the sibling group."¹



Source: 2021 Monitoring and Analysis Profiles with Selected Trend Data: 2017-2021.
<https://ocfs.ny.gov/main/reports/maps/>

Note your Current Performance

What percent of sibling groups of 2 are placed together (intact)? Statewide **73%**

What percent of sibling groups of 3 are placed together? Statewide **56%**

What percent of sibling groups of 4+ are placed together? Statewide **32%**

Do you believe this is an area needing focus? If so, what are some theories about why siblings are separated?

¹ New York State Office of Children and Family Services Foster Care Practice Guide for Caseworkers and Supervisors, Pub. 5202 (01/19); Chapter 4: Foster Care Placement Options, Page A-1.

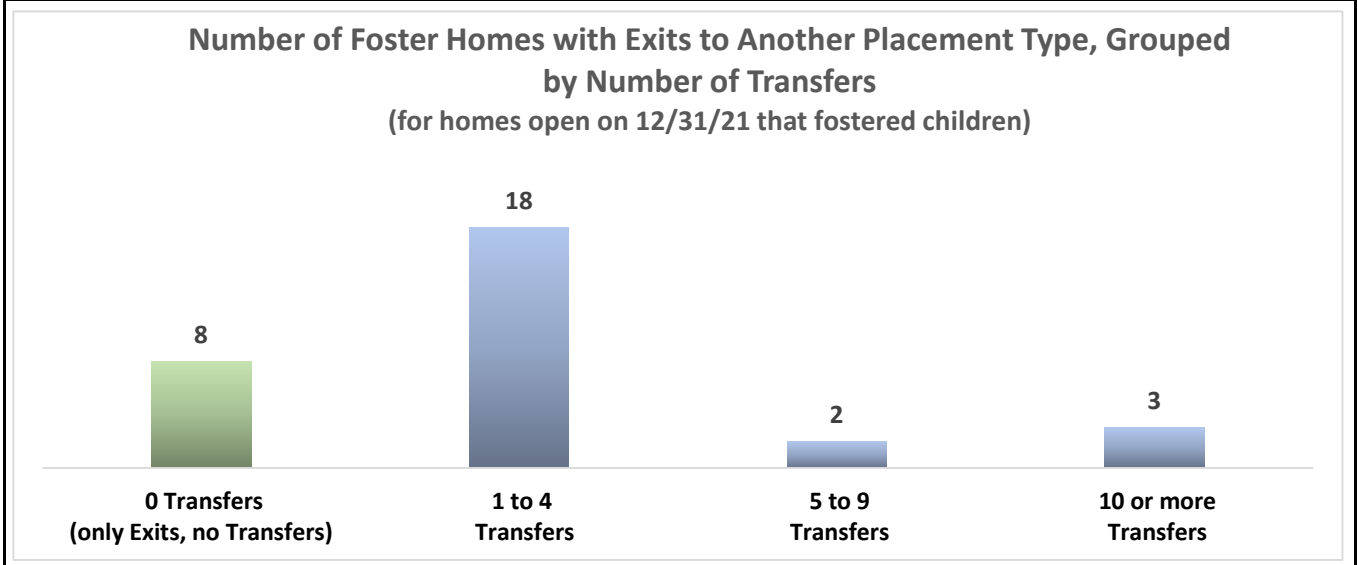
Otsego

Transfers From Foster Homes

"Children need consistency, predictability, and attachment to a caring adult to thrive. Multiple placements have been found to lead to delayed permanency outcomes, academic difficulties, and struggles to develop meaningful attachments". (Rutter, M., & Sroufe, L. A. (2000). Developmental psychopathology: Concepts and challenges. Development and Psychopathology, 12(3), 265-296.)

Note: Statewide, **45%** of homes open on 12/31/21 had at least one transfer from the home to another placement type. The predominant transfer type statewide is a **lateral** move from one foster home to another. A breakdown of the type of transfers can be found in the individual foster home file.

If many foster homes have multiple transfers, it points towards a potential systemic issue (i.e.: placement decisions, foster home training or support). If the transfers are from only a few foster homes, it may be indicative of home-specific issues. Which is the case in your district?



What is the process for matching children to foster homes?
 Are there any characteristics that homes with similar experiences have in common?
 What is the level of support for these homes?
 (Consult the individual-level foster home file for this information.)